

The Second Book of the  
Harplicord & Walter

3

Containing A Choice Collection of LESSONS for  
the HARPSICORD or SPINNETTas Almands,  
Corants Sarabbrands, Ayres, Minuetts, and Jiggs,

By

Dr Blow  
Mr Courtivall  
Mr. Clark





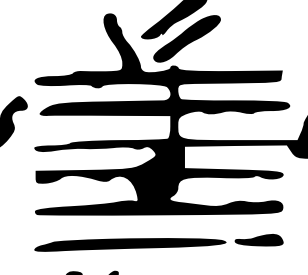

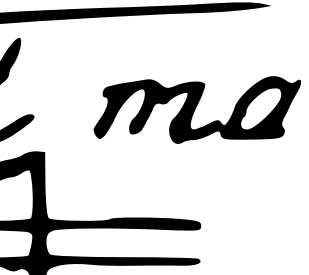







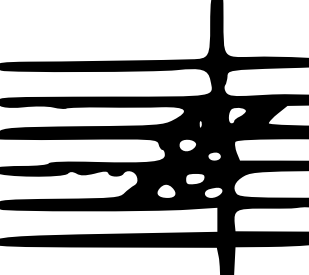
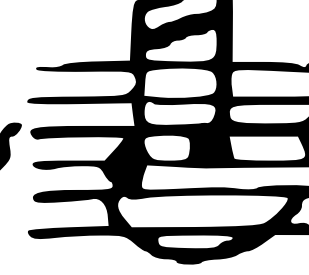




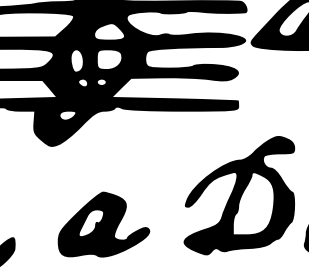



Mr Barrett  
& Mr Crofts

To which is added Plain & Easy Rules for Learners.  
The whole Fairly Engraven.

---

LONDON Printed for & sold by I. Wallis musically instrument-maker  
in ordinary to his Ma.<sup>ty</sup> at y<sup>e</sup> Golden Harp & Hautboy in Katherine Street  
near Somerset house in y<sup>e</sup> Strand. 1700

Rules for Graces



A Shake is mark'd thus  explain'd thus  a beat mark'd thus  explain'd thus  a plain note & shake thus  explain'd thus  a fore fall mark'd thus  explain'd thus  a back fall mark'd thus  explain'd thus  a marke for the turn thus  explain'd thus  the mark for the shake turn'd thus  explain'd thus  observe that you allwayes shake from the note above and beat from the note or half note below, according to the key you play in, and for the plain note & shake, if it be a note without a point you are to hold half the quantity of it plain, & that upon the note above that which is mark'd and shake the other half, but if it be a note with a point to it, you are to hold all the note plain, and shake only the point, a Stur is mark'd thus  explain'd thus  the mark for the battery thus  explain'd thus  the bass Cleft mark'd thus  the Tenner Cleft thus  y<sup>e</sup> Treble Cleft thus  a bar is mark'd thus  at y<sup>e</sup> end of every time that it may be the more easy to keep time, a Double bar is mark'd thus  and sett down at the end of every Straine which imports you must play the straine twice, a repeat is mark'd thus  and signifies you must repeat from the note to the end of y<sup>e</sup> Straine, or les on, to know what key a tune is in, observe y<sup>e</sup> last note or Close of y<sup>e</sup> tune for by that note y<sup>e</sup> key is nam'd all Rond o end with y<sup>e</sup> first straine.

Notes Ascending

Notes Descending

Right hand the fingers to ascend are the 3<sup>d</sup> & 4<sup>th</sup> to descend y<sup>e</sup> 3<sup>d</sup> & 2<sup>d</sup>.

Left hand the fingers to ascend are y<sup>e</sup> 3<sup>d</sup> & 4<sup>th</sup> to descend y<sup>e</sup> 3<sup>d</sup> & 2<sup>d</sup>.

The image shows two staves of musical notation. The top staff is for the right hand, and the bottom staff is for the left hand. Each staff has two sections: 'Notes Ascending' and 'Notes Descending'. The ascending notes are marked with fingerings (1-5) above them, and the descending notes are marked with fingerings (5-1) below them. The notes are connected by lines to show the path of the fingers.

Observe in y<sup>e</sup> fingering of your right hand your Thumb is y<sup>e</sup> first so on to y<sup>e</sup> fifth.

In y<sup>e</sup> fingering of your left hand your little finger is y<sup>e</sup> first soe on to the fifth.

Almand by M<sup>r</sup>. Courtivill

This image shows a handwritten musical score for a piece titled "Almand" by M<sup>r</sup>. Courtivill. The score is arranged in six systems, each consisting of two staves. The notation is dense and includes various musical symbols such as notes, rests, and dynamic markings. The first system begins with a treble clef and a key signature of one sharp (F#). The music is characterized by intricate melodic lines and complex rhythmic patterns. Dynamic markings such as *m* (mezzo) and *mf* (mezzo-forte) are used throughout. The score concludes with a double bar line and a repeat sign, indicating the end of the piece. The handwriting is clear and legible, typical of a composer's manuscript.

A March

A handwritten musical score for a piece titled "A March". The score is written on six staves, with the first three staves for the right hand and the last three for the left hand. The music is in 2/4 time and features a variety of rhythmic patterns, including eighth and sixteenth notes, and rests. There are several dynamic markings, such as "m" (mezzo-forte) and "f" (forte). The score is divided into sections by vertical bar lines. A first ending is marked with "1st Strain a gain" and a second ending is marked with "End with 1st Strain". The notation includes various musical symbols such as clefs, key signatures, and accidentals.